

Preparing for Higher Education Note Taking Guide

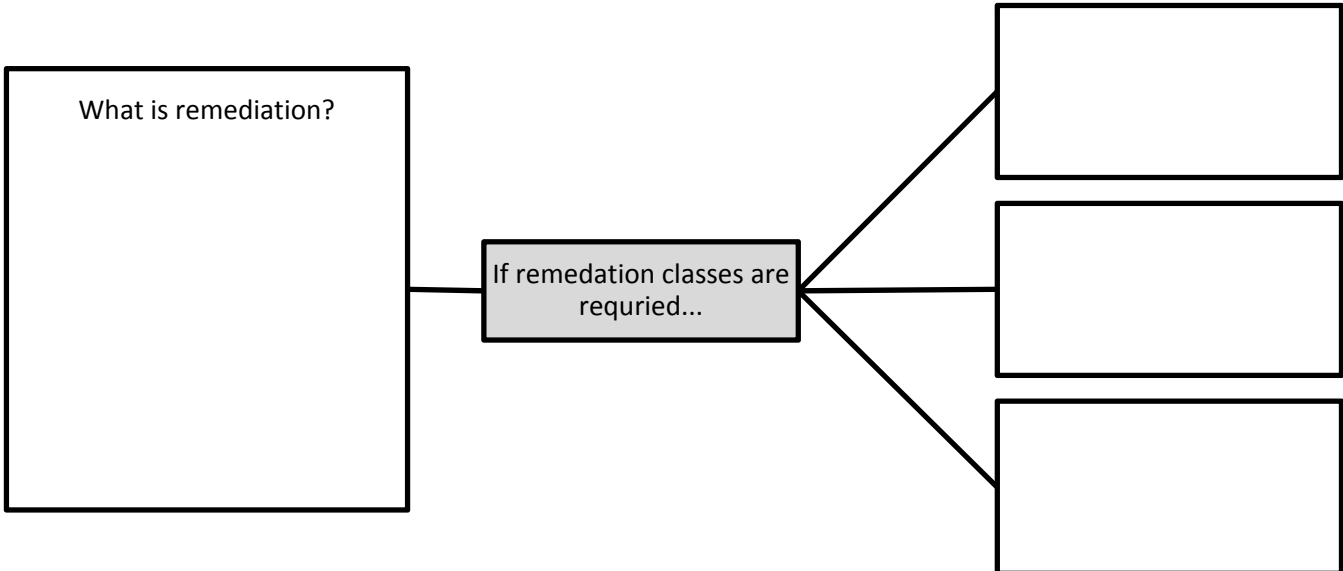
	Total Points Earned
	Total Points Possible
	Percentage

Name _____

Date _____

Class _____

Prepare Yourself Academically



What can an individual do in high school to avoid the need for remediation?

Get Into the Right Habits


Why is it important to develop note taking skills?

Three methods that will enhance my note taking and listening skills are:



Why is it important to develop study skills?


Three reading techniques that will aid in your comprehension include:



Describe two characteristics of your ideal learning environment.

What are two strategies you can employ to exhibit self-discipline?

Three ways you can improve your time management skills:



Explore Potential Interests

Summarize why it is important to explore potential interests:

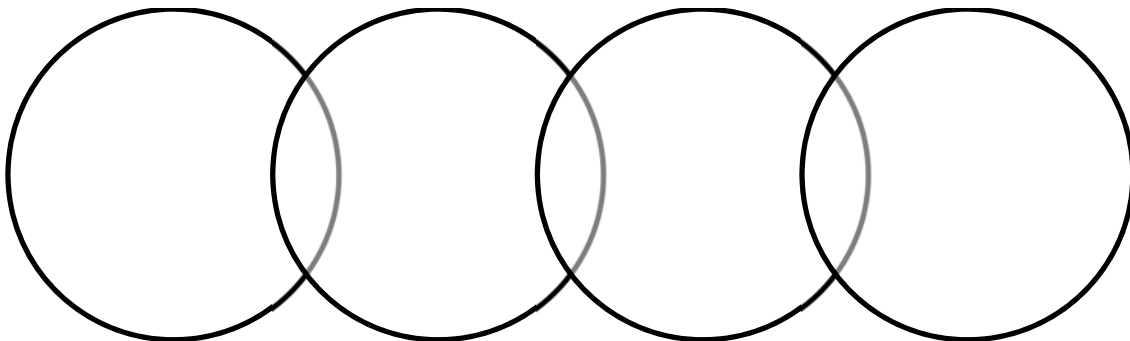
Describe the characteristics of three activities you are involved in and how each activity demonstrates an important skill or trait to a potential employer or school.			
	Activity description	Leadership roles, awards, honors or accomplishments	What this activity demonstrates to a potential employer or school.
Activity:			
Activity:			
Activity:			

Consider the "view" of the higher education institution your group received. Are your activities well-rounded? Justify your response with 2 reasons.



What are two things you can begin doing today to better meet the definition of a well-rounded student?

What are implications of switching majors or schools?



What can you do to minimize the risk of needing to switch schools or majors?

Select and Apply to Post Secondary Institutions Right for Your Career Goals

Step 1	<ul style="list-style-type: none">•Step:•Description:•Approximate time:
Step 2	<ul style="list-style-type: none">•Step:•Description:•Approximate time:
Step 3	<ul style="list-style-type: none">•Step:•Description:•Approximate time:
Step 4	<ul style="list-style-type: none">•Step:•Description:•Approximate time:
Step 5	<ul style="list-style-type: none">•Step:•Description:•Approximate time:
Step 6	<ul style="list-style-type: none">•Step:•Description:•Approximate time:
Step 7	<ul style="list-style-type: none">•Step:•Description:•Approximate time:
Step 8	<ul style="list-style-type: none">•Step:•Description:•Approximate time:
Step 9	<ul style="list-style-type: none">•Step:•Description:•Approximate time:
Step 10	<ul style="list-style-type: none">•Step:•Description:•Approximate time: